


Production process for Wabi Sabi Fountain Pen

1. Urushi undercoat

1-2. Dry



2. Polish in order to smooth the surface



3. 'Sabi take'

3-1. Knead **Urushi plus polishing powder**

It is called 'Sabi' in the art of Urushi.

3-2. Paint 'Sabi' overall

3-3. Dry



4. Polish in order to smooth the surface




5. roughness 'Sabi take'

5-2. Dry



6. Polish




7. Urushi coating overall

7-2. Dry




8. Polish



9. Paint colored Urushi overall


9-2. Dry



10. Colored Urushi is applied to the roughened 'Sabi Tuke'



11. Metallic powder is then applied to the 'Sabi Tuke'



12. Colored Urushi is applied overall to complete the 'Irogasane Sabinuri'

